
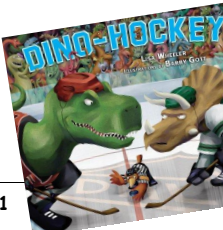





# Playing & Learning Together January 2012



**LET'S TALK LITERACY! Contact Donna Kaye, Early Literacy Specialist 613-966-9427 x 270 dkaye@familyspace.ca**

| Sun   | Mon   | Tue   | Wed   | Thu   | Fri   | Sat  |
|---|---|---|---|---|---|--|
| <p>1  Help your child write New Year resolutions</p> | <p>2 Write your name in the snow with a stick then read this book!</p>   | <p>3 How many ways can you get in touch with a friend? Make a list!</p>  | <p>4 Go for an evening walk to <b>point out</b> and <b>read</b> neighborhood signs at night.</p>  | <p>5 Read this after your walk!</p>  | <p>6 <b>Chatting is OK!</b> Children need to practice talking to get better at it!</p>  | <p>7 Punch holes in old Christmas cards, then add wool to "sew" and <b>practice fine motor skills.</b></p>           |
| <p>8 Go outside and make <b>snow angels</b> then paint them with coloured water in a spray bottle.</p>                                | <p>9  Use specific words instead of saying "it", "that", or "thing".</p> | <p>10  <b>Call</b> your friends to <b>talk</b> about your gifts.</p>     | <p>11 What's your favourite thing to talk about? Google it!</p>   | <p>12 Look up your name in the <b>phone book</b>. Do others have the same last name?</p>                                | <p>13 Call your local arena about House League hockey schedules, then go watch a game!</p>  | <p>14 <b>Read</b> this book!</p>  |
| <p>15 We can play a game of <b>Duck, Duck, Goose</b> in the snow.</p>   | <p>16 <b>Read</b> this book!</p>                                        | <p>17 <b>Explain why!</b> Giving reasons for rules helps children understand the rules better</p>   | <p>18 You'll love this book!</p>    | <p>19 Turn a question into a comment. <b>Balance comments</b> and <b>questions</b> to have more conversations.</p>      | <p>20 Fill containers with coloured water and put them in the freezer until Sunday. Now <b>count</b> them.</p>  | <p>21 Put a thin layer of salt, or icing sugar in a pan then <b>"write"</b> letters with a finger.</p>               |
| <p>22 Make ice castles and sculptures with your frozen shapes. <b>Talk</b> about shapes, colours and sizes.</p>                       | <p>23  <b>Read</b> to your child at least once every day!</p>           | <p>24 Reading <b>3 books a day</b> adds up to more than 1000 stories in one year!</p>   | <p>25 Reading for <b>15 min. a day</b> adds up to more than 5000 min. in a year!</p>  | <p>26 Be dramatic and animated when reading. Change your voice. Have fun!</p>   | <p>27 <b>Family Literacy Day!</b>  <b>Celebrate with a great book.</b></p> | <p>28 Move your body to music. Dance in front of the mirror to help you develop musical ability.</p>                 |
| <p>29 </p>   | <p>30 <b>Imitate</b> an infant's babbling sounds and actions. They are having a conversation and learning language.</p>                                   | <p>31 <b>Listen</b> carefully and <b>respond</b> to your child with interest to increase their confidence.</p>  | <p> <b>Family Literacy Day</b> is all about brushing up on your reading, writing and math skills, and learning in fun and different ways! What are you doing to practice your literacy skills? For more family literacy tips, activity ideas and information, please visit <a href="http://www.FamilyLiteracyDay.ca">www.FamilyLiteracyDay.ca</a></p> |   |   |  |